



IMT®

A 216

hydraulic drill rig

IMT



1974

IMT is founded by Mr. Giulio Accorroni.

1975

The first innovative hydraulic drill rig (model 75 type G) is patented. Capable of drilling up to a depth of 30 meters (best market performance at the time)

1978

The Accorroni family buys 100% of IMT shares and Giulio Accorroni is appointed IMT's sole Director.

1984

Andrea Accorroni takes over IMT management following the death of his older brother, (Fabio Accorroni, Giulio's first son)

1985

The company introduces the 805 model, which soon becomes very successful and used for big construction projects, such as the Sagrada Familia in Barcelona, Spain.

1992

New innovative models are launched (i.e., sound-proof machine and model AF12, assembled on a crawler base completely produced by IMT).

1993

Beginning of co-operation with Caterpillar (CAT): IMT starts assembling drill rigs on CAT bases (IMT is the first drill rig manufacturer to do this; other manufacturers will soon follow the example); IMT starts a distribution agreement in North America and Canada for its drill rigs mounted on CAT bases through the CAT dealer in Miami, Kelly Tractor Company. In the same period, the technology for driven piles used in the U.S. until then starts moving towards the European piling system and the drilling equipment demand in the US market for all European manufacturers starts growing.

1997

IMT produces the AF50, the biggest drill rig in the world at the time, and sells no. 7 units to the Japanese multi-national company Sumitomo. Giulio and Andrea Accorroni are invited to Osaka for a lecture on the technical characteristics of the rig. The lecture is attended by the owners/directors of the biggest Japanese construction companies.

2005

IMT patents an innovative drilling system related to highly seismic grounds, the "Multi Rotary driven Soil Mixing Pile".

2006-2008

IMT increases its production range and doubles its sales. Andrea Accorroni, current President of IMT INTERNATIONAL S.p.A

2009-2010

IMT reacts to the global economic crisis by launching 2 new product lines in the market with traditional technology (the "AG" series, assembled on HITACHI base, and the "A" series, mounted on IMT base), and completes the first prototype of drill rig for seismic grounds, the AF460 model, which uses the patented "Multi Rotary driven Soil Mixing Pile" system. The prototype is presented at BAUMA 2010, the most important international exhibition for construction machinery. The complete production range is developed thereafter.

2011

IMT AGM appoints a new Board of Directors.

2011/2013

IMT develops the prototypes for the full range of the AF series drilling rigs with Tier 4 engines, as well as the newly-born A125 and A150 models, mounted on IMT base and powered by CAT.

2014/2015

IMT upgrades the A-series machines with new engines and design, and develops its own particular water well technology system.

2016/2019

The brand new range of A-series rigs with Tier 3 and Tier 4 engines, completely designed and developed by IMT, and launched into the market.

Andrea Accorroni



A 216

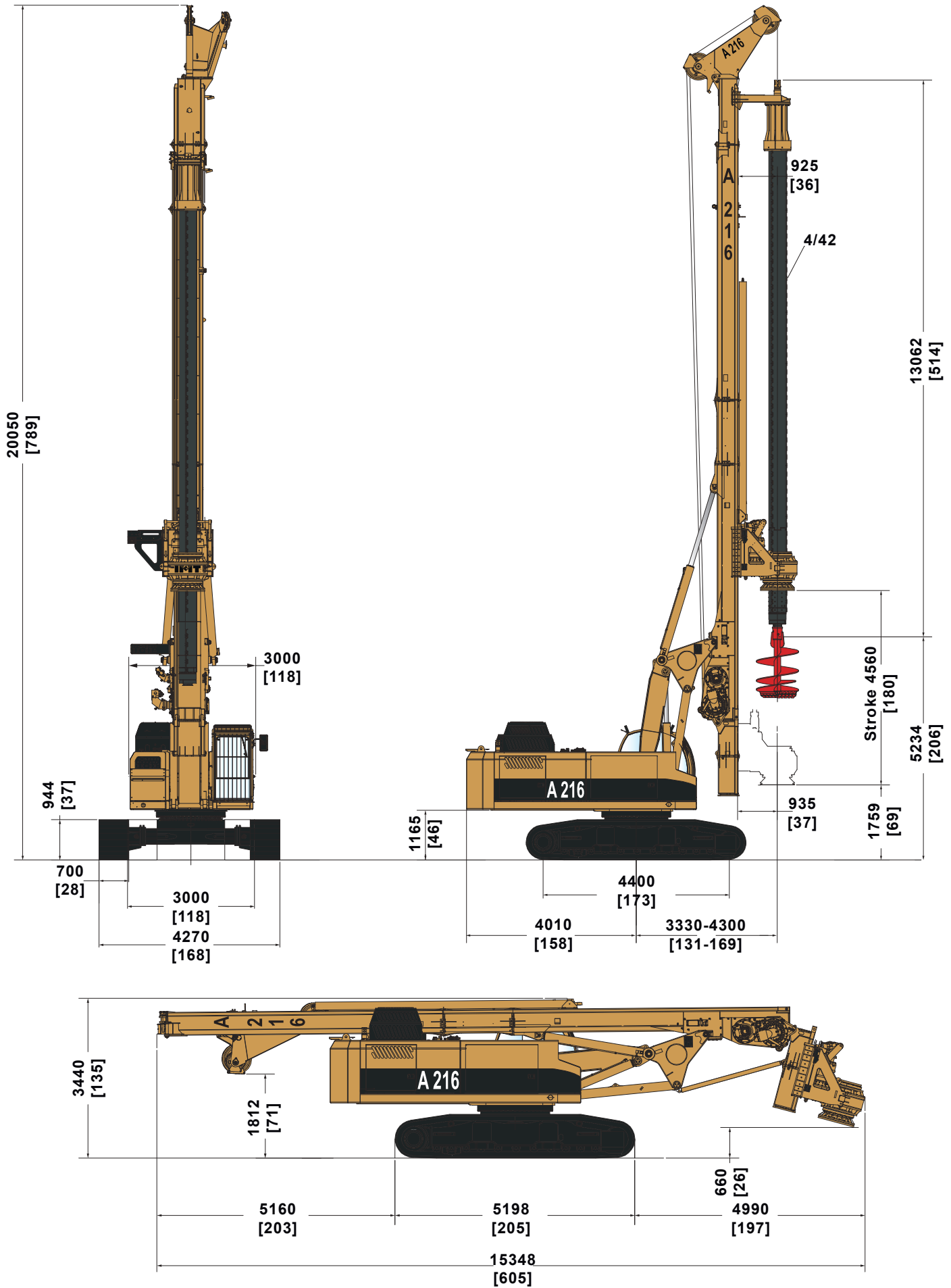
IMT, a global leader in the manufacture of drill rigs and a brand which has always been synonymous with quality and reliability in the pursuit of satisfying market demand, is pleased to present a new series of A drill rigs. This new line is unique in its simplicity and flexibility of use, while also perfectly maintaining sturdiness and productivity.

The machine was designed for very arduous applications as, thanks to its high torque and high-performing winch, it is capable of reaching great depths, also with great diameters. Its heavy-duty undercarriage guarantees optimal stability in various working conditions..



A 216 - Hydraulic Drill Rig

Crowd cylinder version

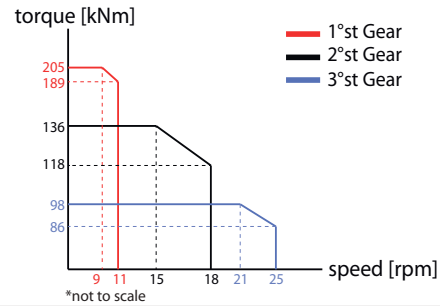


A 216 - Hydraulic Drill Rig

Technical specifications

A216 Tier 4 Final

Rotary		
Nominal torque	kNm	205
	lbf ft	151205
Min. Working speed	rpm	7
Max. Working speed	rpm	27
Min. Discharge speed	rpm	40
Max. Discharge speed	rpm	110



Winches		
Main winch pull force	kN	200
	lbf	44965
Main winch speed	m/min	60
	ft/min	197
Main winch cable diameter	mm	26
	in	/
Auxiliary winch pull force	kN	80
	lbf	17985
Auxiliary winch speed	m/min	85
	ft/min	279
Auxiliary winch cable diameter	mm	18
	in	/

Crowd System		
Kelly crowd push	kN	180
	lbf	40470
Kelly crowd pull	kN	200
	lbf	44965
Stroke (mm)	mm	4560
	in	180

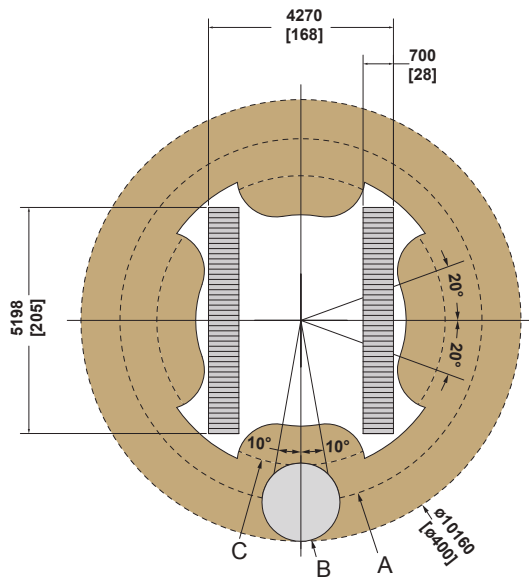
Base	IMT	
Undercarriage length / widening range / shoe	mm	CAT 5198 / 3000 - 4270 / 700
	in	205 / 118 - 168 / 27,5
Engine type	CAT C9.3 Tier 4F	
	261 KW (350 HP) @1800 rpm	

Mast		
Mast raking forward	degree	4°
Mast side raking	degree	±5°
Mast raking backwards	degree	15°
Pile max diameter	mm	1800
	in	71

Kelly bar		
Standard		4/42
Options available		4/46 - 4/48 - 5/60
Operating Weight w/standard kelly bar	t (metric)	57
	lbs	125670

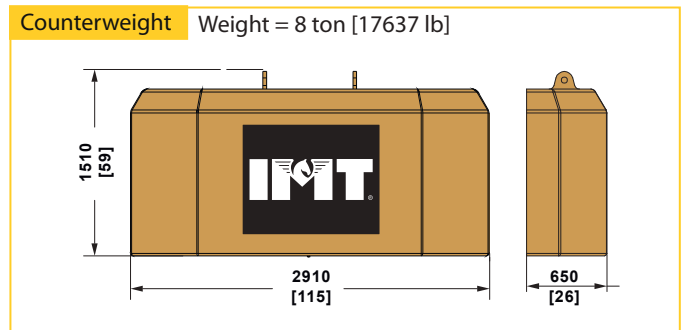
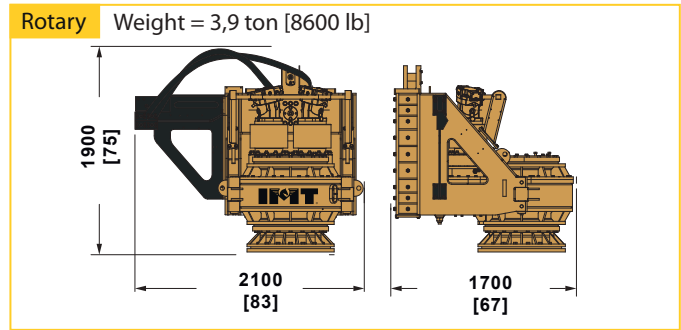
A 216 - Hydraulic Drill Rig

Working area crowd cylinder



A	MAX WORKING RADIUS 4180 [R 165]
B	MAX TOOL DIAMETER 1800 [ø 71]
C	MIN WORKING RADIUS 3330 [R 131]

Removable parts for transport phase



Equipment

- STANDARD EQUIPMENT -

Air conditioner

Neutral lever (lock out) for all control

Guard cab front

Guard cab top

Top cabin working lights

Main and auxiliary load sensing circuit

Free flow during drilling phase

Automatic bottom hole stop

Depth measuring device on main winch

Mast inclination measurement

Kelly bar interlocking 4/42 (42m depth)

Automatic engine control to save fuel

Electrical refuelling pump

- OPTIONAL EQUIPMENT -

Biodegradable oil

Lateral / Rear camera

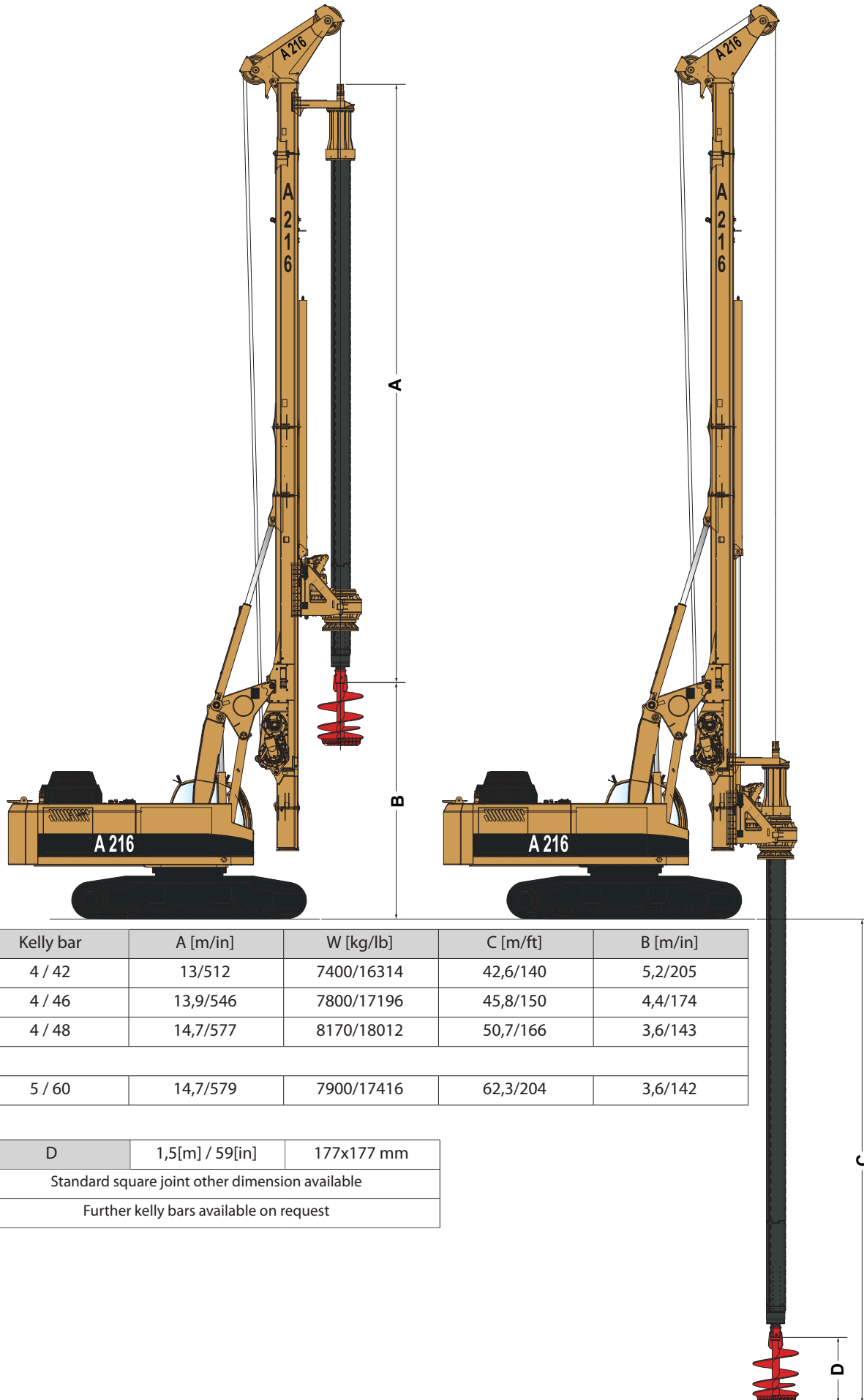
Cardanic universal joint kit

LCA kit

Rotary with removable racks

A 216 - Hydraulic Drill Rig

Kelly bar standard version



4 PARTS

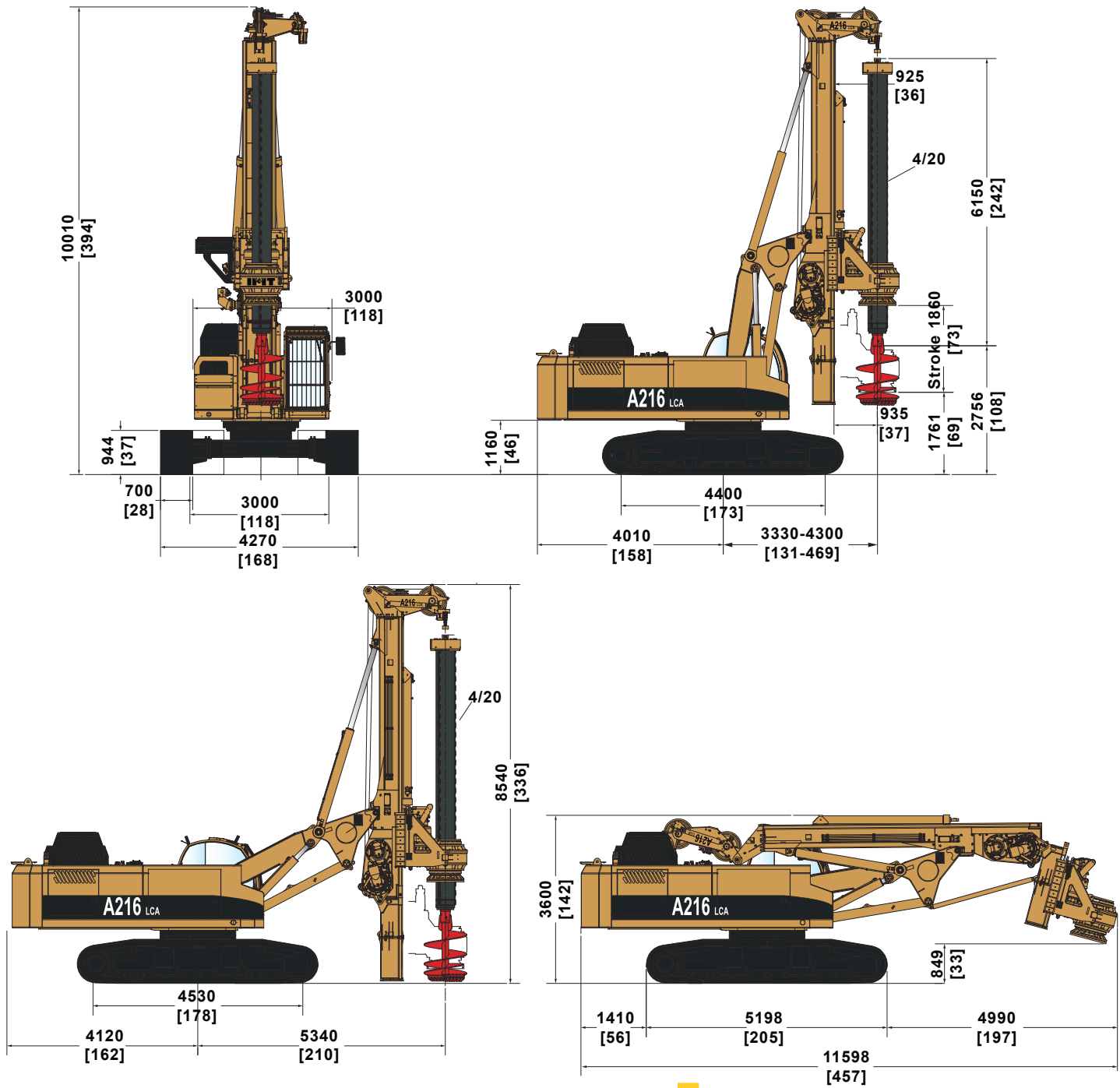
5 PARTS

Kelly bar	A [m/in]	W [kg/lb]	C [m/ft]	B [m/in]
4 / 42	13,5/512	7400/16314	42,6/140	5,2/205
4 / 46	13,9/546	7800/17196	45,8/150	4,4/174
4 / 48	14,7/577	8170/18012	50,7/166	3,6/143
5 / 60	14,7/579	7900/17416	62,3/204	3,6/142

D	1,5[m] / 59[in]	177x177 mm
Standard square joint other dimension available		
Further kelly bars available on request		

A 216 - Hydraulic Drill Rig

LCA version



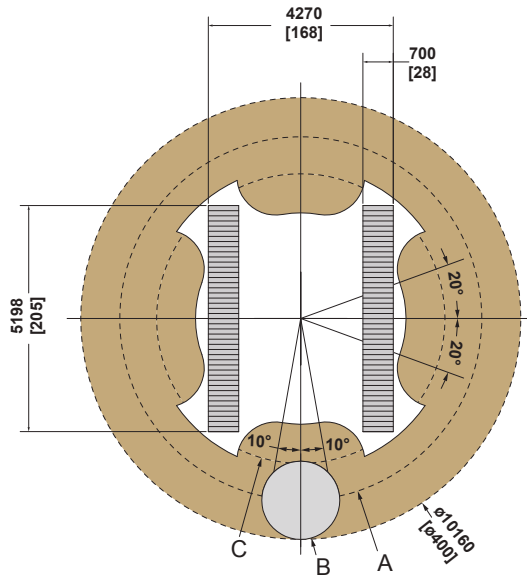
Technical specifications

A216 Lca Tier 4 Final

Crowd System		
Stroke (mm)	mm	1860
	in	73
Kelly bar		
Standard		4/20
Options available		4/17 - 5/25
Operating Weight w/standard kelly bar	t (metric)	53
	lbs	116850

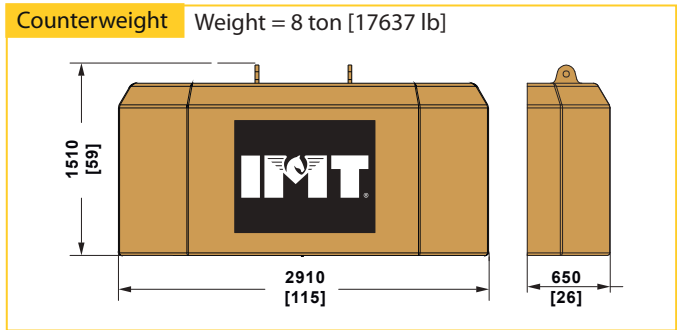
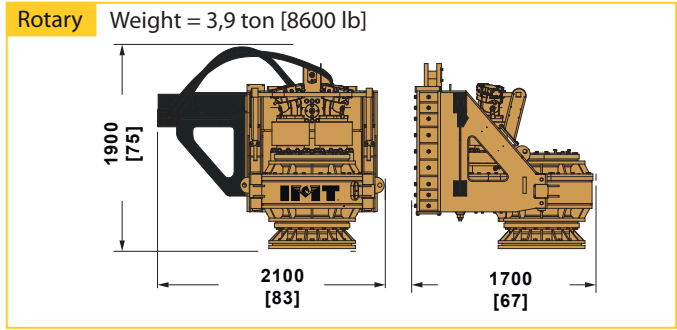
A 216 - Hydraulic Drill Rig

Working area LCA

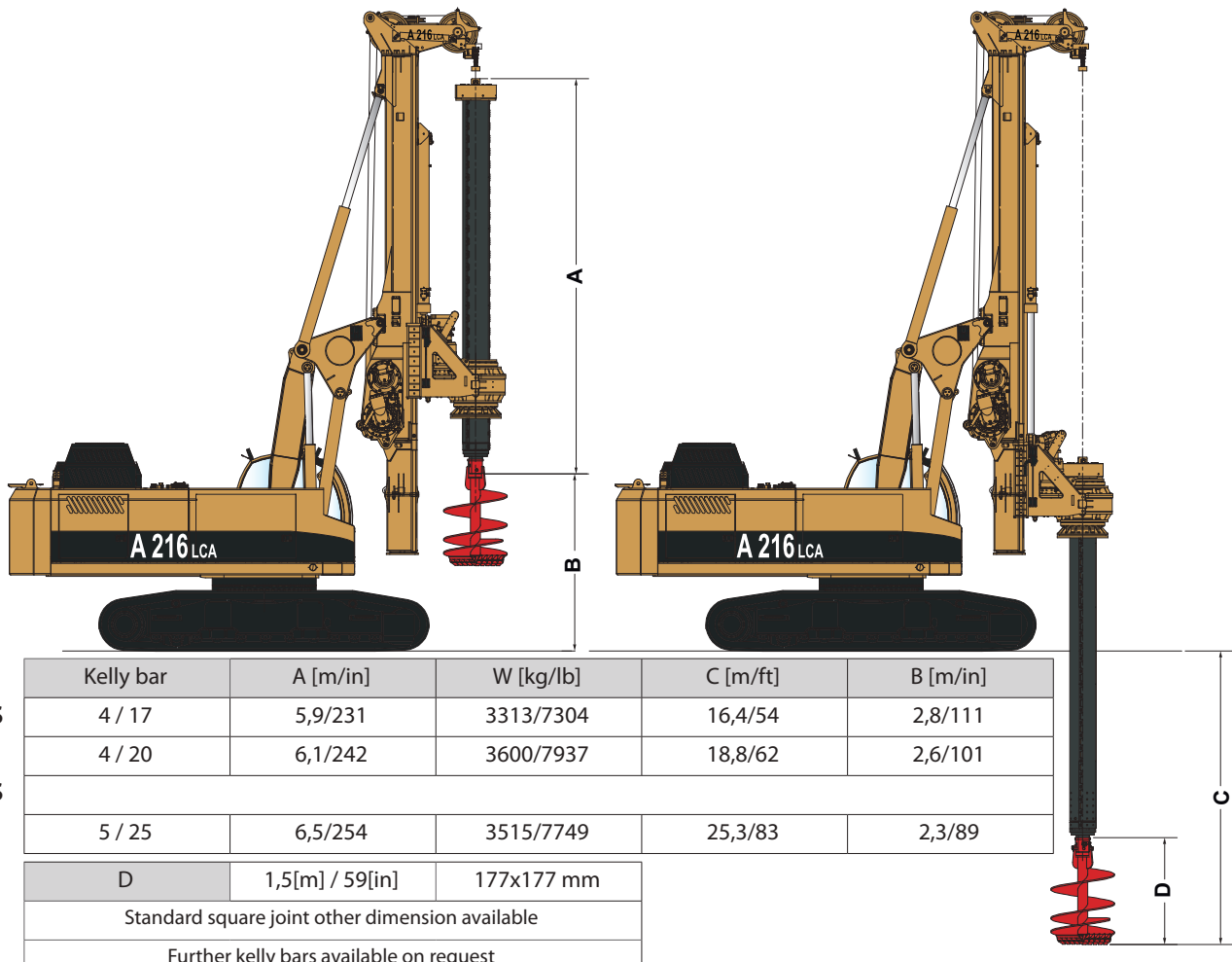


- A MAX WORKING RADIUS 4180 [R 165]
- B MAX TOOL DIAMETER 1800 [ø 71]
- C MIN WORKING RADIUS 3330 [R 131]

Removable parts for transport phase



Kelly bar LCA version



4 PARTS

5 PARTS

Kelly bar	A [m/in]	W [kg/lb]	C [m/ft]	B [m/in]
4 / 17	5,9/231	3313/7304	16,4/54	2,8/111
4 / 20	6,1/242	3600/7937	18,8/62	2,6/101
5 / 25	6,5/254	3515/7749	25,3/83	2,3/89

D	1,5[m] / 59[in]	177x177 mm
Standard square joint other dimension available		
Further kelly bars available on request		

A 216 - Hydraulic Drill Rig

Worldwide sales and assistance network



IMT dealers, a global network at your service
IMT, like very few other companies in the field,
has a global commercial and assistance network which is
present in over 30 countries.
From any part of the world IMT clients know which they
can always count on fast and efficient service.



This document is created and distributed by IMT. This document may not be reproduced, modified or exhibited without authorization by IMT srl. All rights reserved. ©

All technical data are indicative and subject to change without notice.

Note

Multiple horizontal lines for taking notes.



I.M.T. S.r.l. - Industria Meccanica Trivelle
via D'Ancona,39 60027 Osimo (AN) Italy
Tel. +39 071 723341 - Fax +39 0717 133 352
imt@imtspa.com - www.imtspa.com